

INVESTOR PRESENTATION

January 2026

NASDAQ: SPCB

Safe Harbor Statement

General. This presentation contains forward-looking statements within the meaning of Section 27A of the Securities Act of 1933, as amended, and Section 21E of the Securities Exchange Act of 1934, as amended. Statements preceded or followed by or that otherwise include the words “believes”, “expects”, “anticipates”, “intends”, “projects”, “estimates”, “plans”, and similar expressions or future or conditional verbs such as “will”, “should”, “would”, “may” and “could” are generally forward-looking in nature and not historical or current facts. These forward-looking statements are subject to risks and uncertainties that could cause our actual results to differ materially from the statements made. Examples of these statements include, but are not limited to, statements regarding business and economic trends, the levels of consumer, business and economic confidence generally, the adverse effects of these risks on our business or the market price of our ordinary shares, and other risks and uncertainties described in the forward looking statements and in the section captioned “Risk Factors” in our Annual Report on Form 20-F for the year ended December 31, 2024, filed with the U.S. Securities and Exchange Commission (the “SEC”) on April 28, 2024, our reports on Form 6-K filed from time to time with the SEC and our other filings with the SEC. These forward-looking statements speak only as of December 31, 2025, and we disclaim any obligations to update these statements except as may be required by law. The information presented or contained in this presentation is subject to change without notice and its accuracy is not guaranteed. Neither we nor any of our affiliates, advisors, placement agents or representatives has any obligation to, nor do any of them undertake to, revise or update the forward-looking statements contained in this presentation to reflect future events or circumstances.

Non-GAAP Financial Information. In addition to disclosing financial results calculated in accordance with United States generally accepted accounting principles (“GAAP”), this presentation also contains non-GAAP financial measures, which we believe are the principal indicators of the operating and financial performance of our business. Management believes the non-GAAP financial measures provided are useful to investors' understanding and assessment of our on-going core operations and prospects for the future, as the charges eliminated are not part of the day-to-day business or reflective of the core operational activities of our Company. Management uses these non-GAAP financial measures as a basis for strategic decisions, forecasting future results and evaluating our current performance. However, such measures should not be considered in isolation or as substitutes for results prepared in accordance with GAAP. Reconciliation of the non-GAAP measures to the most comparable GAAP measures are provided in this presentation or in press releases issued by the company.

SuperCom

Since 1988, SuperCom has been a global provider of Electronic Security Solutions to governments worldwide, with a current focus on **Offender Electronic Monitoring Services**

NASDAQ: SPCB



2021 to 2024

31%

3-Year CAGR of
Revenue Growth



**New
management**
since 2021



Since 2014

Over \$45M
In R&D



TTM of Q3-2025

**EBITDA¹ of
\$8.9 million**



Won Over 15 National
Electronic Monitoring
Projects Globally



Track Record of
70+ Government Customers
100,000+ individuals served



119

Patents Issued



Since mid-2024

Rapid USA Expansion
Over 35 New Contracts in
15 New States

OUR MISSION

Revolutionize Public Safety worldwide with
innovative **Electronic Monitoring** technology and
complimentary services





Worldwide Challenges

Criminal Justice Systems



High recidivism rates



Prison overcrowding



Excessive costs



Unsafe communities

High Recidivism Rates

74.8%

of prisoners in USA are
rearrested within five years¹



The Highest prison
population rate in the world

571 prisoners per
100,000 inhabitants

Prisoner Population
Rate² (per 100,000)

USA	571
England	135
Belgium	90
Italy	95
Sweden	70
Denmark	72

Prison Overcrowding

1.9M incarcerated in the US¹



103%

of prison occupancy²

Overcrowding can result in inmates
sharing beds or sleeping in shifts

Excessive Costs

\$80+ Billion annually on operating
prisons²



VS



Operating Prisons

\$36,500

annually per prisoner

House Arrest

\$2,900

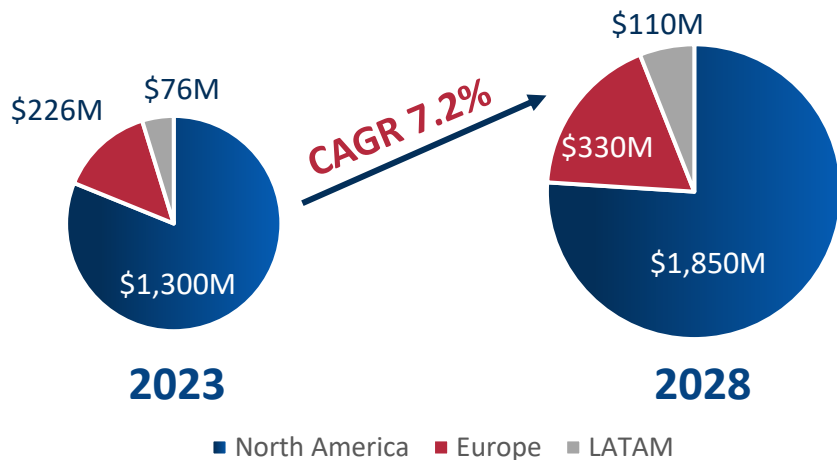
annually per prisoner

Potential savings of **over 90%**


Large Growing Market

Estimated to Reach \$2.3B in 2028

The Electronic Monitoring Market, 2023-2028¹



Only 10 Global Players²



Market with High Entry Barriers

5-10 years of specific industry experience is typically required to bid on government tenders in this market


Our Technology Supports a Wide Array of Programs

- House Arrest
- GPS Monitoring
- Domestic Violence
- Inmate Monitoring
- Alcohol Monitoring
- Rehabilitation Services



Over 35 USA Project Wins
since mid-2024¹

PureSecurity Suite



PureTrack
GPS tracking
solution

PureTag
Compact RF
bracelet



PureOne
One piece tracking
device



PureMonitor
Cloud-based tracking
platform



PureCom
Base station for
home monitoring

PureProtect
Innovative domestic
violence solution



Robust competitive edge with
Over 65% Win Rate
in National Government Tenders in Europe¹

Superior technology in terms of:



Significantly Longer Battery Life
No tag charging required



Ultra Lightweight



Next-Gen Location Tech



Multiple Methods of Biometric Authentication



Video Calls



Two-way Communication



Protection of domestic violence victims

Industry Leading Technology



OVER \$45M
invested in R&D
(since 2014)

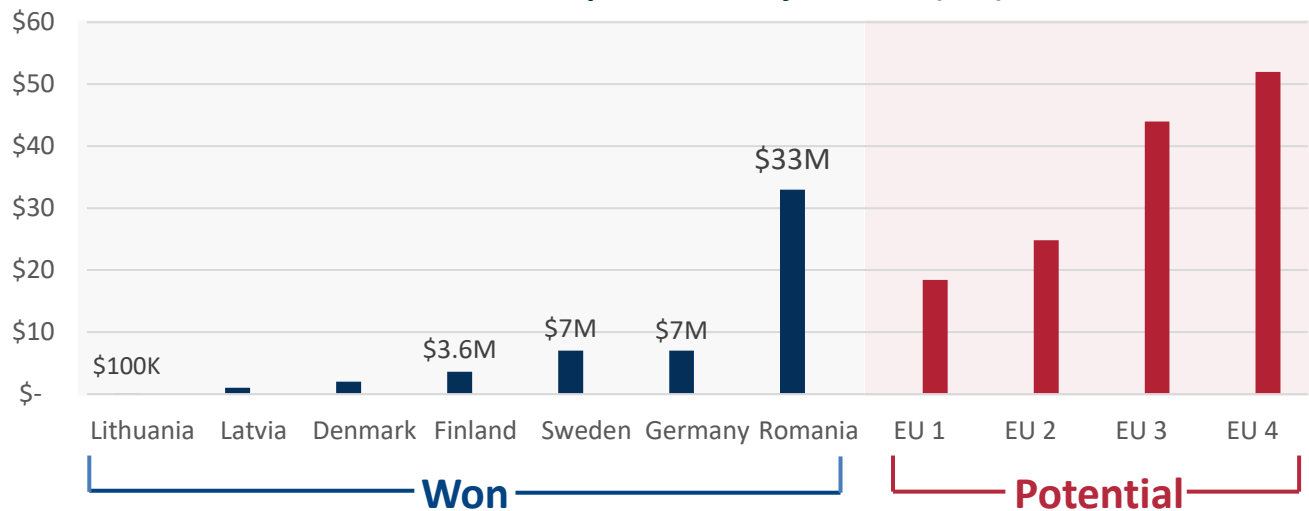
In addition, our value proposition includes a strong track record, industry expertise, and a highly regarded reputation

Europe Traction

Climbing Up the Ladder with Project Size



National European EM Projects Size (\$M)



Over 15 National Projects Won

Large EU Contracts up for award in upcoming 24 months¹

Expanding in Existing Geographies & into New Ones

Select Recent National Contract Wins



Awarded all Three National EM Project in Sweden

- Displaced 24-year incumbent
- Pioneer with first EU program



Awarded \$7M National EM Contract in Germany

- 4-year contract covering multiple EM programs
- Marks **9th nation** to select SuperCom's Domestic Violence solution
- Displaced over 20-year incumbent



Launched Two National EM projects in Finland



Awarded 5-to-9 Year National EM Contract with Israel Prison Service

- Covers all EM programs, including Home Detention and GPS Tracking
- Estimated **1,500** enrollees simultaneously
- Displaced 20-year incumbent

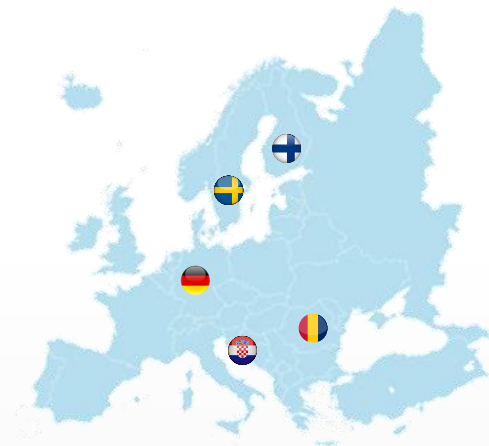


Awarded Romania's First National EM Contract Valued at \$33M

- **Largest EM project** awarded in 2022 in EU
- Up to **15,000** enrollees simultaneously
- Domestic Violence project launch **within 3 weeks**

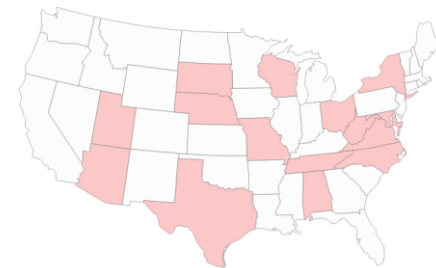


Awarded Croatia's First National EM Project



Rapid USA Expansion

Over 35 New Contracts Across 15 New States¹



We are here

Resellers & Small Counties

Large County Projects

State & Federal Projects

Key Highlights:

- 35+ new EM contracts¹
- 15 new U.S. states entered¹
- 16 new regional service provider partnerships
- Numerous competitive wins displacing incumbent
- Established California presence with **\$35M+** in total wins since acquisition of LCA

New State Entries¹:

- | | |
|------------------|-----------------|
| ★ Alabama | ★ South Dakota |
| ★ Arizona | ★ Tennessee |
| ★ Maryland | ★ Texas |
| ★ Missouri | ★ Utah |
| ★ Nebraska | ★ Virginia |
| ★ New York | ★ West Virginia |
| ★ North Carolina | ★ Wisconsin |
| ★ Ohio | |

★ Displaced incumbent

Long-term Government Projects

High Recurring Revenue¹

Competitive Bid

- Collect data
- Submit proposal
- Negotiate price and terms
- Sign contract and launch

3-24 Months

Deployment

- Manufacture bracelets
- Integrate/customize for customer
- Train staff
- Program Go-Live on offenders

3-12 Months

SaaS & Lease






Recurring Revenue Model

➡ **\$2,900 avg. fee** ⬅
per offender annually²

- Lease hardware
- Cloud-based SaaS
- Recurring revenue per offender

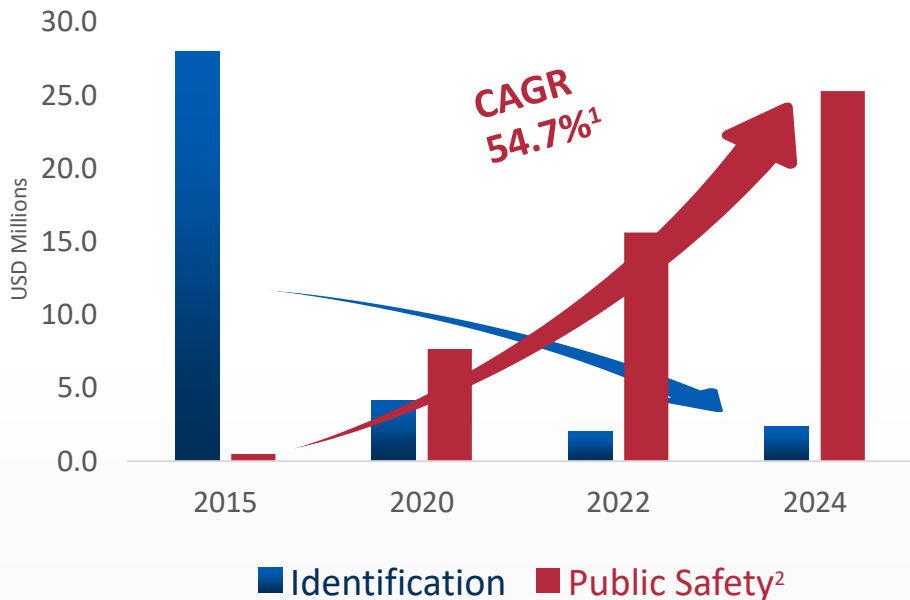
5-15 Years

Growth Strategy

-  **Win** large-scale national contracts in Europe
-  **Expand** U.S. footprint by entering states through direct bids & partnerships
-  **Acquire** key service providers to strengthen market presence
-  **Enhance** proactive sales efforts to streamline sales cycles
-  **Innovate** continuously to unlock new growth opportunities, such as domestic violence solutions

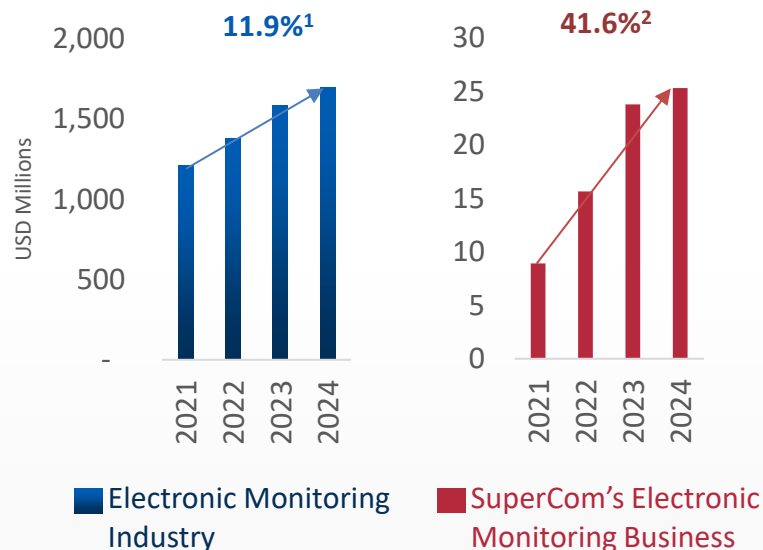
Shift from Legacy Identification business to **Public Safety**

Revenue Trends

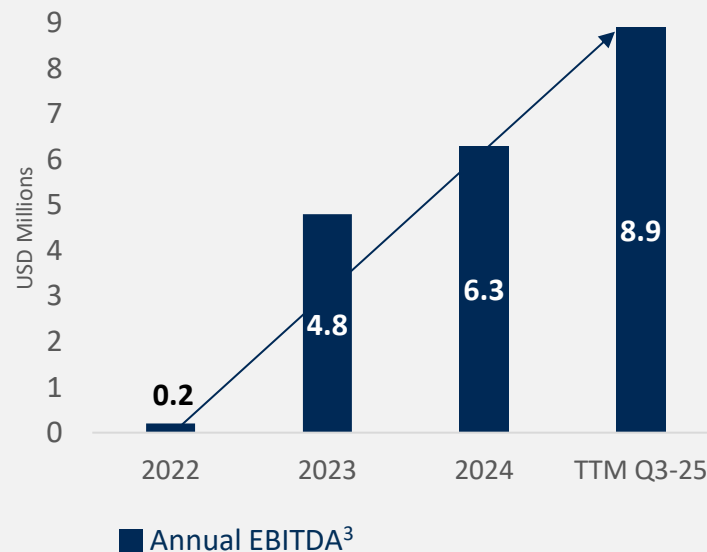


Rapid Growth ~3.5x Faster than the Industry

CAGR from 2021 to 2024



Upward EBITDA Trend



1 | Management's analysis and estimated based on Berg Insight 2024 data on Electronic Monitoring of Offenders.

2 | YoY growth for SuperCom's IoT division/Electronic Monitoring Business from 2021 to 2024.

3 | For EBITDA reconciliations, refer to the Company's earnings press releases and SEC filings.

Investment Highlights

- **\$2.3B Market:** High barriers to entry with large growth potential
- **Rapid Expansion:** Over 35 new US contracts and 15 new states
- **High Revenue Growth:** 41.6% CAGR of Electronic Monitoring business¹
- **TTM EBITDA of \$8.9M** and 33% EBITDA Margin²
- **9M 2025 Record Net Income of \$6.0M** and Non-GAAP EPS of \$2.17
- **High Recurring Revenues** from long-term government contracts
- **\$45M+ R&D Investment:** Strong technology-based competitive edge with 119 patents issued



9-Months Financial Summary and Stock Info

9M 2025 Income Statement Summary (in \$mm)

Revenue	\$20.4
Gross Profit	\$12.5
Net Income	\$6.0
EBITDA ¹	\$7.2

9M 2025 Profitability Metrics

Gross Profit Margin	61.0%
Net Profit Margin	29.4%
EBITDA Margin	35.4%

As of September 30, 2025 (in \$mm)

Cash (and Restricted Cash)	\$13.1
Current Assets	\$47.5
Total Assets	\$67.8
Current Liabilities	\$5.7
Total Long-Term Liabilities	\$21.3

Stock Data

Closing Stock Price (12/30/2025)	\$9.44
52 Week Range	\$5.06 - \$18.95
Outstanding Ordinary Shares (6/30/25)	4.7M
Average Trading Volume (12/30/2025)	77,498 shares



CONTACT US

Investor Relations Contact

+972 (9) 889-0880

IR@supercom.com

